

TRINITY ENERGY SYSTEMS PVT LTD

"Change makers in Intelligent Power Quality Management"

TRINITY
MAKING ENERGY MATTER



PRICE LIST 2026


Effective from 1st April 2026



Digital Meter



Smart APFC Management



Hybrid APFC RTPFC Panels



Power Quality Solutions



Energy Management



IoT Gateways



STATIC VAR GENERATOR



THYRISTOR SWITCHING MODULE



REACTORS



ACTIVE HARMONIC FILTER



www.trinityenergy.co.in




Sr.No.	Model Name		Features & Parameters Displayed	MRP (INR)		
BASIC METERS						
1	ME2F1		Hz (45-55Hz) On 0.4" Seven Segment LED.	2,070		
2	ME2V1		Volts (25-500VAC) of One Phase on 0.56" Seven Segment LED.	1,030		
3	ME2V3		Volts (25-500VAC) of Three Phase on 0.56" Seven Segment LED.	1,290		
4	ME2A1		Amps (0-5000A AC) of One Phase on 0.56" Seven Segment LED.	1,030		
5	ME2A3		Amps (0-5000A AC) of Three Phase on 0.56" Seven Segment LED.	1,290		
			Ammeter 3P, 60Amp.	2,700		
DIGITAL ENERGY METERS						
6	ENTITY		KWH (Range : 0.9999999.9)	ENTITY BASIC (KWH Only)	3,100	
				ENTITY KWH, RS485	3,540	
			KWH, KVAH, KVARH (Range: 0-9999999.9)	ENTITY (KWH,KVAH) 16x1 LCD	3,540	
				ENTITY KWH,KVARH, 60 Amp	4,875	
7	INFINITY		KWH / KVAH	Dual KWh(EB & DG) + RS485, 16 x 1 LCD	5,460	
			KWH, KVAH & KW	Dual KWh(EB & DG) + RS485, 16 x 1 LCD, Whole Current (0-60A)	6,785	
DIGITAL MULTIFUNCTION METERS						
				Without RS485	With RS485	
8	VAF		V(L-L), V(L-N), A, Hz, VAF3P	2,065	-	
9	TINY PRO6		V(L-L), V(L-N), V, A, PF, Hz, On Hour, Run Hour, KW and KWh or KVA and KVAh	Basic Model on 0.4" Seven Segment LED of 4X3 lines.	5,310	5,750
				Dual Source		6,850
				TINYPRO 6 RS485 3 PHASE, Whole Current (0-60A)		7,084
10	NF29		V(L-L), V(L-N), A, PF, Hz, KW, KVA, KVAR, KWh, KVAh, KVARh	MFM with customized LCD	6,850	7,700
				With THD	8,100	9,020
11	EMPOWER PLUS		<ul style="list-style-type: none"> V(L-L), V(L-N), Amp, Hz, P.F, KW,KVA,KVAR, KWH,KVAH, KVARH & VTHD/ITHD With RS485 PORT Event Logs On Hours & Run Hour Phase Angle Unbalance % for Voltage & Current Power Interruption records (LED Display) Class 1.0 	9,740	10,620	

Sr.No.	Model Name		Features & Parameters Displayed	MRP (INR)		
				Model Type	Without RS485	With RS485
12						
A	POWER PRO		<ul style="list-style-type: none"> Volts L-N, Volts L-L(Phasewise) Current (Phasewise) Power: KW, KVA, KVA_r (Total) Power Factor; (System & Phase Wise) Frequency Energy: KWh, KVAh, KVA_rh, (Total) Max. Demand Active or Apparent Power, (KW or KVA) Demand - Sliding RS485 port for Communication EMS/ PLC/ SCADA(Optional) Dual Source Measurement(Optional) Alarm on: Avg. V, Avg. A, PF, KVA, KW, KVAR, Demand Size: 96 X 96 X 55 mm Accuracy Class1.0 	BASIC 16 X1	10,245	11,210
B				BASIC 16 X 4	11,110	12,420
C				16 X1, DUAL SOURCE	11,110	12,300
D				16 X4, DUAL SOURCE	11,900	13,280
LOAD MANAGER / MAXIMUM DEMAND CONTROLLER						
13	XPERT LITE		<ul style="list-style-type: none"> Volts L-N, Volts L-L(Phasewise) Current (Phasewise) Power: KW, KVA, KVA_r (Total) Power Factor; (System & Phase Wise) Frequency Energy: KWh, KVAh, KVA_rh, (Total) Max. Demand Active or Apparent Power, (KW or KVA) Demand - Sliding RS485 port for Communication EMS/ PLC/ SCADA(Optional) 			14,160
14	XPERT PRO		<ul style="list-style-type: none"> Dual Source Measurement(Optional) Alarm on: Avg. V, Avg. A, PF, KVA, KW, KVAR, Demand Two individually programmable relays (Optional) 5A @ 230 VAC, Resistive load 			19,550
15	XPERT PLUS	 Ethernet	<ul style="list-style-type: none"> Harmonics upto 31th Level VTHD , ITHD (PRO & PLUS) Graphical Screen (PRO & PLUS) Sine Wave & Bar Graph for VTHD & ITHD (PRO & PLUS) Accuracy Class 1.0 Ethernet Communication (PLUS) Power Quality Measurements, SAG/SWELL (PLUS) 			33,650
16	SLM PRO	CLASS 0.2/RS485 	<ul style="list-style-type: none"> Class 0.2 accuracy for Active energy as per the IS14697. 4 digits X 3 rows bright 7-Segment display. Compact 96 X 96 DIN Enclosure. Computed Neutral Current. Shows all three types of Power Factors – True , Displacement and Distortion. Harmonic measurement: All six waveforms up to 30 order, even and odd. Event logging of Sags, Swells and Interruptions as per IEC 61000-4-30. Demand Measurement: Fixed or Sliding for KW, KVA, KVAR and Avg.Amps. RUN Hour and ON Hour measurement. 			33,650
A						

Sr.No.	Model Name		Features & Parameters Displayed	MRP (INR)
B	SLM PRO	CLASS 0.5/RS485	<ul style="list-style-type: none"> • 3P4W, 3P3W and 1P2W connections. • Import – Export counters for all three energies and all Power Demands. • User selectable CT and PT Ratios. 5A or 1A operation, field selectable. • Energy Pulse Output LED on the front – selectable for Real/ Apparent/Reactive Energy. 	26,050

- NOTE:**
- A. Accuracy of All Above Models: Class 1.0 Except mentioned exclusively/Class 0.5 and Class 0.2 also available.
 - B. Xpert Lite Optional features: Import / Export, Dual Source
 - C. SIZES FOR METERS ABOVE ARE IN 96X96 mm , CUT OUT 92x92 mm
 - D. All Meters available with Hanging CT upto 70Amps , PRICE on Request
 - E. Password Protection Available , Price on Request
 - F. ALL METERS PT / CT Ratio Site Selectable

DATA LOGGER


17	GOBLIN PLUS	 <p>USB DATA DOWNLOAD</p>	<ul style="list-style-type: none"> • All readings are true RMS measurements • 480 x 272 (RGB) smart TFT display (Touch) • Site selectable 1A or 5A CT secondary & Neutral CT secondary • CT Primary, PT Primary and PT Secondary are site selectable • Three phase current, Phase to Neutral and Phase to Phase Voltages. • Measurement of all individual Power parameter as well as System parameter. • Measurement of all System Energy Parameters for both EB (Import, Export) and DG. • Measure Net Energy for the all system Energy Parameters. • Measurement of system PF including individual PF in three phases at lead and lag side. • Phase Wise Distortion and Displacement PF. • Demand Measurement: Fixed or Sling for KW, KVA, KVAR and IAVG • Individual Harmonics up to 30th for voltage and current. • Voltage and current THD. • Measures Neutral current. • Current Phase Angle (Angle between $I_r - I_y$, $I_y - I_b$ and $I_r - I_b$). • Voltage Phase Angle (Angle between $V_r - V_y$, $V_y - V_b$ and $V_r - V_b$). • Phase Angle between Voltage and Current ($V_r - I_r$, $V_y - I_y$ and $V_b - I_b$). • Voltages unbalance percentage (%VR, %VY, %VB). • Current unbalance percentage (%IR, %IY, %IB). • ON Hour and Run Hour (Import, Export, DG). • Interruption Date and Time for 180 Events. • Sag and Swell Value, Date and Time for 180 Events. • Min – Max Data with Date and Time. • Real Time - Date and Time. • Energy Pulse Output on the LED. • RS-485 port for connection to SCADA/EMS. • RS-485 communication indication RX/TX LED. 	46,000
----	-------------	---	--	--------

POWER FACTOR CORRECTION RELAY


Sr.No.	Model Name		Features & Parameters Displayed	MRP (INR)
18	ACCUVAR 8 + Alarm		<p style="text-align: center;">THREE CT TYPE - LCD DISPLAY - Size: 144X144X55mm</p> <ul style="list-style-type: none"> Bigger display 128x64 LCD. Bigger P.F. value display. 1% sensing in FIFO & S FIFO mode. Lead PF setting in FIFO & S FIFO. Auto Correction of CT polarity. Auto phase sequence correction voltage. Auto sensing without capacitor CT. HT/LT and CT/PT selection. Up to 15th ODD harmonics and THD. <div style="text-align: center; border: 1px solid black; border-radius: 50%; padding: 5px; width: fit-content; margin: 0 auto;"> <p>SOLAR compatible</p> </div>	19,480
	ACCUVAR 15 + Alarm			23,070
	ACCUVAR 16			26,610
19	APFCR - 6		<p style="text-align: center;">SINGLE CT TYPE - LCD DISPLAY - Size: 144X144X55mm</p> <ul style="list-style-type: none"> Volts L-N, Amps, Power Factor, Capacitor-Bank PF/FIFO/SFIFO as well as VAR option site selectable. Built-In display of Volts, Amps and PF. Low Stage (4, 6) can be site selected in higher stage model like 8-stage or 12-stage or 16- Stage. Also available in Fast Switching Model, VTHD & ITHD 	14,200
	APFCR - 8			14,800
	APFCR - 12			17,535
	APFCR - 16			19,435
20	PFC1729 - 6		<p style="text-align: center;">SINGLE CT TYPE - LED DISPLAY - Size: 144X144X55mm</p> <ul style="list-style-type: none"> Stage wise LED Indication. Auto/Manual Mode Selection. Normal/Fast Switching Control Option. Switch On/Off banks manually in manual model only. Bright 7 segment LED display. Alarm/Trip Indication for under/over compensation and under/over voltage. 	14,145
	PFC1729 - 8			14,720
	PFC1729 - 12			17,535
	PFC1729 - 16			19,435
21	NEWTON+6		<p style="text-align: center;">SINGLE CT TYPE - LCD DISPLAY - Size: 96X96 mm</p> <ul style="list-style-type: none"> Volts, Current, Capacitor Current, Power Factor, VTHD, ITHD, SFIFO, FIFO as well as VAR mode option site selectable. Manual mode is available in Programming. Also available in Fast Switching Model. Bigger P.F. value display. 1% sensing in FIFO & S FIFO mode. Lead PF setting in FIFO & S FIFO. Auto Correction of CT polarity. Auto phase sequence correction voltage. Auto sensing without capacitor CT. HT/LT and CT/PT selection. 	13,030
	NEWTON+8			
22	IVC3P		<p style="text-align: center;">THREE CT TYPE LCD DISPLAY - Size: 96X96 mm</p> <ul style="list-style-type: none"> Volts L-N, Current of all three phases, Power Factor, Capacitor Current, Cap. Bank KVAR. Optimum Utilization of Distribution Transformer by reducing reactive component to near zero. Three Phase calculation of KVAR employed. SFIFO, FIFO as well as VAR mode provided. V, A, PF, KW, KVA, KVAR, THD. 	15,520

Sr.No.	Model Name		Features & Parameters Displayed	MRP (INR)
23	RTVC3P - 8		<p>THREE CT TYPE LCD DISPLAY - Size: 144x144 mm</p> <ul style="list-style-type: none"> Volts L-N, Current of all three phases, Power Factor, Active & Apparent Energy Capacitor Current, Cap. Bank KVAR. Optimum Utilization of Distribution Transformer by reducing reactive component to near zero. Three Phase calculation of KVAR employed. SFIFO, FIFO as well as VAR mode provided, Fast Switching for Thyristors. V, A, PF, KW, KVA, KVAR ,KWh, KVAh, THD Thyristor switching outputs with switching speed of 250msecs. Optional Feature RS485. 	22,080
	RTVC3P - 15			24,950
PORTABLE POWER QUALITY ANALYZER				
24	ORACLE		<ul style="list-style-type: none"> Real-Time display of odd Harmonic Content up to 29th. ON Board 16 MB of memory Data retrieval through USB port. All readings are True RMS measurements. Fast , real-time cycle by cycle measurements, at 160 samples/cycle. Four quadrant readings (Power Factor). Min.Max Values. KVA and KW Demands. Phase wise Displacement, Distortion & Total Power Factor. Interruption and Sag/Swell events as per IEC61000-4-30. A rugged full-featured instrument measuring all essential power quality data including Harmonics & Demands. Measures Voltage, Current, Power, Energy, Events, Individual Harmonics, THD, Frequency, Power Factor, Sag/Swell & Interruption. 	4,50,000
HYBRID PFC				
HYBRID SOLUTION				
25	APFC PANEL		<p>Hybrid possible combinations as below</p> <ul style="list-style-type: none"> AHF+Passive Bank (Harmonics+PF+Unbalance+Neutral Compensation done) SVG+ Passive Bank (PF+Unbalance) AHF+SVG (Harmonics+PF+Unbalance+Neutral compensation done) AHF+SVG+Passive Bank (Harmonics+PF+Unbalance+Neutral Compensation done) <p>Important Features of Hybrid Solutions</p> <ul style="list-style-type: none"> Achieve step-less compensation with Hybrid Solutions Hybrid System can Work with existing APFC/TSC to offer better and smarter reactive power compensation. Hybrid systems reduce capacitor and contractor failures due to frequent switching. combination of Active and Passive is more cost-effective Less maintenance due to reduced switching of capacitor contactor. 	Price on Request

EARTH LEAKAGE RELAY

Sr.No.	Model Name		Features & Parameters Displayed	MRP (INR)
26	ELR-9611 1-8amp 1-30amp 30-300mA		<ul style="list-style-type: none"> • Earth Leakage Current Monitoring In 1Ø - 2W, 3Ø-3W And 3Ø-4W System • Test Mode Available. • Auto/Manual Tripping Reset Facility. • Test/Trip Reset Via Front Key. • <i>ELR CBCT Price on Request.</i> (DIN RIL AVAILABLE) 	3,840

MOTOR PROTECTION DEVICE

27	MPD -9611		<ul style="list-style-type: none"> • User Selectable Trip Time. • Auto/Manual Reset Function. • True RMS Measurement. 	5,310
----	------------------	---	--	-------


POWER FACTOR IMPROVEMENT PRODUCT

REACTORS



			RATING	7% DETUNED	14% DETUNED
28	HARMONIC BLOCK REACTORS 7%/14% AL WOUND CU WOUND		5 KVAR 10 KVAR 12.5 KVAR 15 KVAR 20 KVAR 25 KVAR 50 KVAR 75 KVAR 100 KVAR	Price on Request	Price on Request

Note: Above all values are also available in CU wound Harmonic Reactors 7%, prices are available ON REQUEST

THYRISTOR SWITCHING MODULE


Sr.No.	Model Name		Ratings in KVAR	MRP (INR)
29	THYRISTOR SWITCHING MODULE 2200PIV		5 KVAR	17,940
			10 KVAR	19,780
			15 KVAR	21,045
			25 KVAR	28,405
			50 KVAR	32,085
			75 KVAR	37,460
			100 KVAR	41,515
			DW-22 Discharge Resistance	1,600

RTPFC PANEL (REAL TIME POWER FACTOR CORRECTION SYSTEM)

30	RTPFC PANEL	 	<ul style="list-style-type: none"> Thyristorised Capacitor Switching giving total solid state and reliable operation. High speed response for VAR correction, selectable from 120 msec to 1 second. Custom built for standard loads as well as highly unbalanced loads. Optional GPRS communication for remote monitoring and control. Choice of HD-MPP, APP and Gas filled capacitors based on site conditions. Appropriate detuned harmonic blocking reactors ensure harmonic protection. Delta connected (20 to 1000 kvar) Star Connected (Single phase capacitor 20 to 100 kvar) Zero crossing Cards used for effective switching over zero crossovers. Phase wise Power factor correction in Star connected RTPFC. Best suitable solution for Unbalance load, Jerking load and Non Linear/ Harmonics polluted loads. 	Price On Request
----	--------------------	---	--	------------------

- a. Phase Wise Maximum Current on Full Load with Capacitor Panel Off Condition
- b. Existing PF
- c. Type of Machinery Used
- d. Last 3 Months Electricity Bill
- e. Harmonics if any

BRANCHED CHAIN POWER MONITOR (M84L)

31	M84L		<ul style="list-style-type: none"> Monitors up to 84 branch circuits with a single BCPM. Ideal for installation in both new PDUs and retrofit projects. Accurately monitor very low current levels, down to a quarter-Amp. Class 1.0 system accuracy for Revenue Grade measurements. M84L with solid core CTs monitors up to 84 branch circuits using CT strips. Voltage and current measurement accuracy is 0.5 % and currents are measured down to 20mA. Flexible Configuration capability, Supports 3P4W and 1P2W installation. Solution for: Data centres & Commercial Buildings 	Price On Request
----	-------------	---	--	------------------

POWER QUALITY SOLUTIONS

32

ACTIVE HARMONIC FILTER (AHF)



- Multifunctional: Harmonic, reactive power We do not have unbalance compensation so far.
- High harmonic filtering rate: Up to 98%.
- Excellent imbalance correction: Both negative and zero sequence, mitigates neutral current.
- Wide input voltage & frequency range, adapts to tough electrical environments.
- Low thermal loss ($\leq 3\%$ of rated APF kVA), efficiency $\geq 97\%$.
- High stability: Infinite impedance to grid, avoids harmonic resonance problems.
- Flexible application: Modular design, embedded in standard or customized cabinet.
- Easy installation and maintenance: Plug-in installation for APF module replacement and expansion.
- Wide capacity range: 50A~150A for a single cabinet, up 10 cabinets in parallel.
- Environmental adaptability: $-10\sim 50^{\circ}\text{C}$ temperature, compatible with diesel generator.
- Complete protection: Grid Over/Under voltage, APF over current, over temperature, and more.
- All faults are recorded in the event log, which is convenient for failure analysis.
- Excellent reactive compensation: High speed, Precise ($-0.99\leq \text{PF}\leq 0.99$), Step-less, Bi-directional(capacitive and inductance) compensation.
- **Ratings (Amps) 30/50/75/100/150 RACK & WALL**

PRICE ON REQUEST

33

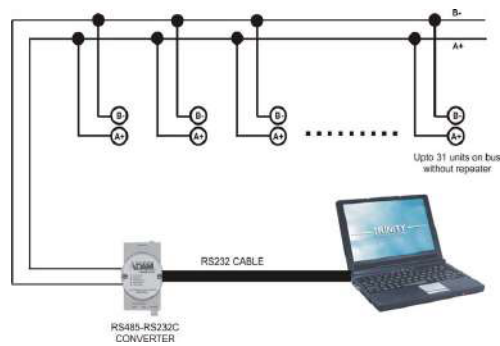
STATIC VAR GENERATOR (SVG)



- PFC Performance**
- PFC performance 0.99
 - Compensate capacity - Stage less compensation without over compensation and below compensation with specific system requirements.
 - The voltage of grid has little effect on SVG compensation capacity as SVG is like a current source.
 - System reactive power changes with full PFC process within 15minutes and maintain it at PF0.99.
 - Compensation with capacitive reactive power and inductive reactive power.
- Maintenance Free, safe and Easy to use.**
- Can work under high THDu upto 15%
 - Advance technology and easy to use with HMI monitor.
 - MTBF (Mean Time Between Failures) upto 100,000 hours, helps consumers lower the cost.
 - Maintenance free, minimum loss, and no need to replace capacitor bank every time.
- Space and Capacity**
- To save at least 70% space compared with capacitor bank.
 - **Ratings (Kvar) 15/30/50/75/100 RACK & WALL**

PRICE ON REQUEST

E-MON: ENERGY MONITORING SOFTWARE



Communication



Web Features



Waveform

FEATURES:

Basic Facilities:

- Supports TRINITY Meters
- Protocol Supported
- Modbus RTU
- Support Group & Subgroup
- Real Time display for Individual meters
- Real time display for selected parameter for multiple meters in single page
- Trending in both Real Time and Historical Mode
- Send mail of Energy Consumption for configured shift
- Historical data export facility (Excel Sheet)

Alarm:

- Alarm Popup on screen
- Report includes Alarm occurrence & resolve time stamp
- Generate mail for Alarm Occurrence

Security and Authentication:

- All configuration/settings are password protected
- Possible to create multiple user login-passwords to view data in web page
- Can monitor data after valid login authentication

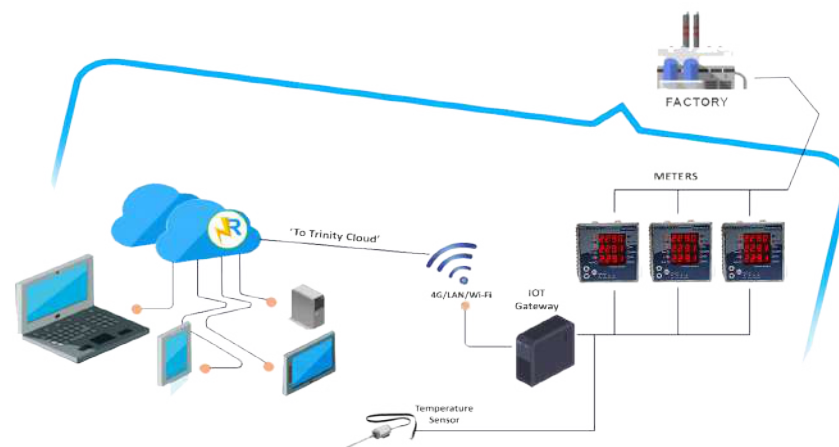
Database:

- Manual and auto backup facility are available.
- Support TRINITY meters for Local PC based System

Price on Request:

- Support all REPUTED meters for Cloud based System

REMOTE SERVER ENERGY MANAGEMENT (IOT/CLOUD BASED)



NOTE:

1. Taxes/levies: Shall be extra to your account, which are prevailing at the time of dispatch. GST + (whatever applicable).
2. Freight will be charged extra on actual.
3. Above Prices are subject to change on Manufacturer's Discretion without notice.
4. Please refer Product Catalogue for more technical details.
5. Emon software is available for multiples of 5 meters. Prices are available on request
6. We can also supply hardware for EMS such as RS 485 cable, Rs485 converter, Data Repeater, GSM Modem, GPRS Modem. Prices are available on request.

**ENCAPSULATED CURRENT TRANSFORMER /-5Amps , CLASS 1.0 ,
wef 15th JAN 2026**

SR. NO.	RATING	DESCRIPTION	VA	MODEL	LIST PRICE
1	30/5A	CT BOX : 45 X21, BUS BAR 21MM X 11MM , BOX SIZE : 45MMX40MMX65MM CABLE : 21MM	1	TE-EN-21-30	545
2	50/5A		1	TE-EN-21-50	545
3	60/5A		1	TE-EN-21-60	545
4	75/5A		1.2 5	TE-EN-21-75	545
5	100/5A	CT BOX : 50X30, BUS BAR 30MM X 10MM/25MMX15MM , BOX SIZE : 50MMX30MMX70MM , CABLE: 25MM	2.5	TE-EN-30-100	545
6	125/5A		2.5	TE-EN-30-125	545
7	150/5A		2.5	TE-EN-30-150	545
8	150/5A	CT BOX : 66X42, BUS BAR : 42.5 mm X 12mm & 33mm X 22mm , BOX SIZE : 66 mm X 40mm X 79mm	3.7 5	TE-EN-40-150	620
9	200/5A		5	TE-EN-40-200	620
10	250/5A		5	TE-EN-40-250	620
11	300/5A		5	TE-EN-40-300	620
12	400/5A		5	TE-EN-40-400	620
13	400/5A	CT BOX : 80X60, BUS BAR 60MM X 12MM/50MMX31MM , BOX SIZE : 86MMX45MMX110MM , CABLE :50MM	5	TE-EN-60-400	745
14	500/5A		5	TE-EN-60-500	745
15	600/5A		10	TE-EN-60-600	745
16	600/5A	CT BOX : 100X100, BUS BAR 100MM X 40mm , BOX SIZE : 100mmX60mmX170mm	10	TE-EN-1004-600	1340
17	800/5A		15	TE-EN-1004-800	1340
18	800/5A	CT BOX : 140X130, BUS BAR 130mm X 70mm , BOX SIZE : 140mmX60mmX185mm	15	TE-EN-1307-800	1790
19	1000/5		15	TE-EN-1307-1000	1890
20	1200/5		15	TE-EN-1307-1200	2005
21	1600/5		15	TE-EN-1307-1600	2180
22	2000/5		15	TE-EN-1307-2000	2700
23	2500/5		15	TE-EN-1307-2500	2850
24	3200/5		15	TE-EN-1307-3200	3010
25	4000/5		15	TE-EN-1307-4000	3210



TAPE WOUND CURRENT TRANSFORMER -/5 Amps , wef 15th JAN 2026

SNO	TAPE WOUND TYPE CT'S CLASS 1.0	BURDEN			
	RATIO AMPS	VA	ID (Min) MM	OD(Max)MM	LIST PRICE
1	60/5 with primary 2 turn, 5VA	5	30	70	530
1	75/5 with primary 2 turn, 5VA	5	30	70	530
2	100/5	5	30	70	530
3	125/5	5	30	70	530
3	150/5	5	30	70	530
4	200/5	5	35	75	595
5	250/5	5	45	85	595
	300/5	5	45	85	595
6	400/5	5	55	95	595
7	500/5	10	55	105	660
7	600/5	10	65	105	650
8	800/5	10	105x40	145x85	745
9	1000/5	10	105x40	145x85	850
10	1200/5	10	105x40	145x85	850
11	1500/5	10	105x40	145x85	1090
12	1600/5	10	105x40	145x85	1090
13	2000/5	15	105x50	200x100	1265
14	2500/5	15	105x50	200x100	1345
15	3000/5	15	165x80	205x125	1780
16	3200/5	15	165x80	205x125	1780
17	4000/5	15	180x90	220x135	2205
18	5000/5	15	180x90	220x135	2680
19	6000/5	15	200x100	240x140	3630

Note:- Add Extra to Net Discounted Price

CL-0.5, Rs.100/- each ratio

CL-0.5S, Rs.300/- each ratio

CL-0.2, Rs.400/- each ratio

CL-0.2S, Rs.500/- each ratio

RESIN CAST CURRENT TRANSFORMER , -/5Amps Secondary, wef 15th JAN 2026

SNO	RESIN CAST TYPE CT'S CLASS 1.0	BURDEN			
	RATIO AMPS	VA	ID(Min)MM	OD(Min)MM	LIST PRICE
1	5/5 TO 50/5	5	WPL	100	1450
2	60/5 TO 80/5	5	WPL	100	1590
3	50/5 , CLASS 5	3	20	80	940
4	60/5 , CLASS 5	5	20	80	940
5	75/5 , CLASS 3	5	20	80	940
6	100/5	5	30	80	940
7	125/5	5	30	80	940
8	150/5	5	30	80	940
9	200/5	5	30	80	1000
10	250/5	5	35	90	1000
11	300/5	5	45	90	1000
12	400/5	5	55	90	1000
13	500/5	5	55	90	1000
14	600/5	5	65	115	1000
15	800/5	10	105X40	100X155	1300
16	1000/5	10	105X40	100X155	1300
17	1200/5	10	105X40	100X155	1300
18	1500/5	10	160X70	125X220	1710
19	1600/5	10	160X70	125X220	1710
20	2000/5	15	160X70	125X220	1780
21	2500/5	15	165X80	140X220	1940
22	3000/5	15	165X80	140X220	2410
23	3200/5	15	165X80	140X220	2410
24	4000/5	15	120X175	240X200	2720
25	5000/5	15	120X175	240X200	3490
26	6000/5	15	120X175	240X200	4490
27	6300/5	15	120X175	240X200	4590
28	8000/5	15	120X175	240X200	5950

**Note:- Add Extra,
 CL-0.5, Rs.100/- each ratio
 CL-0.5S, Rs.300/- each ratio
 CL-0.2, Rs.400/- each ratio**

CONTROL TRANSFORMER - TAPE WOUND TYPE & P.T. , wef 15th JAN 2026

S.NO.	INPUT	OUTPUT	CAPACITY	PRICE (RS.)
				TAPE WOUND
1	415V.	110-220V.	50VA	2146
2	415V.	110-220V	100VA	4002
3	415V.	110-220V	150VA	4176
4	415V.	110-220V	200VA	4505
5	415V.	110-220V	250VA	4930
6	415V.	110-220V	300VA	5317
7	415V.	110-220V	400VA	6554
8	415V.	110-220V	500VA	7250
9	415V.	110-220V	600VA	7830
10	415V.	110-220V	800VA	8797
11	415V.	110-220V	1 KVA	10401
12	415V.	110-220V	1.5 KVA	12625
13	415V.	110-220V	2 KVA	15853
14	415V.	110-220V	2.5 KVA	19043
15	415V.	110-220V	3 KVA	21653
16	415V.	110-220V	3.5 KVA	30701
17	415V	110-220V	4 KVA	31600
18	415V	110-220V	5 KVA	43307
19	415V	110-220V	6 KVA	44757
20	415V	110-220V	7 KVA	45917
21	415V	110-220v	5 KVA, 3 PHASE	68827
22	415V	110-220v	6 KVA, 3 PHASE	88257
23	415V	110-220v	7KVA, 3 PHASE	99567
24	415V	110-220V	7.5 KVA, 3 PHASE	104303
25	415V	110-220v	7.5 KVA, 1 PHASE	46800
26	415V	110-220v	8 KVA, 1 PHASE	58387
27	415V	110-220v	10KVA, 3 PHASE	1,28,663
28	415V	110-220v	10KVA, 1 PHASE	66,507
29	415V	110-220v	15kva 3 PHASE	1,41,810
30	415V	110-220v	15kva 1 PHASE	76,077
31	415V	110-220V	20KVA, 1 PHASE	90,577
32	415V	110-220V	20KVA, 3 PHASE	1,62,593
33	415V	110-220V	25KVA, 3 PHASE	1,94,493
34	415V	110-220V	30KVA, 3 PHASE	2,09,187
35	415V	110-220V	40KVA, 3 PHASE	2,36,253
36	415V	110-220V	50,60 KVA, 3PHASE	2,90,000
37	415V	110-220V	63KVA, 3 PHASE	2,91,740
38	415V	110-220V	50VA, PT, PH-3	6,747
39	415V	110-220V	100VA, PT, PH-3	8,661

TRINITY ENERGY SYSTEMS PVT. LTD Telephone No. +91 – 9228004452/53/5

Email: info@trinityenergy.co.in , sales@trinityenergy.co.in

40	415V	110-220V	150VA, PT, PH-3	11,851
41	415V	110-220V	200VA, PT, PH-3	14,210
42	415V	110-220V	300VA, PT, PH-3	17,110
43	415V	110-220v	500VA, PT, PH-3	23,587
44	415V	110-220v	1KVA, PT, PH-3	26,583
45	415V	110-220v	1.5KVA, PT, PH-3	31,417
46	415V	110-220v	3KVA, 3 PHASE	54,520
47	415V	110-220v	2.5 KVA, 3 PHASE	49,590
48	415V	110-220v	2 KVA, 3 PHASE	44,853

CONTROL TRANSFORMER - RESIN CAST TYPE & P.T.				
S.NO.	INPUT	OUTPUT	CAPACITY	PRICE (RS.)
				RESIN CAST
1	415V.	110-220V.	50VA	2,707
2	415V.	110-220V	100VA	4,543
3	415V.	110-220V	150VA	4,737
4	415V.	110-220V	200VA	5,123
5	415V.	110-220V	250VA	5,510
6	415V.	110-220V	300VA	5,897
7	415V.	110-220V	400VA	7,946
8	415V.	110-220V	500VA	8,603
9	415V.	110-220V	600VA	9,241
10	415V.	110-220V	800VA	10,150
11	415V.	110-220V	1 KVA	11,774
12	415V.	110-220V	1.5 KVA	14,017
13	415V.	110-220V	2 KVA	17,013
14	415V.	110-220V	2.5 KVA	20,397
15	415V.	110-220V	3 KVA	23,007
16	415V.	110-220V	3.5 KVA	32,673
17	415V	110-220V	4 KVA	33,060
18	415V	110-220V	5 KVA	44,853
19	415V	110-220V	6 KVA	46,500
20	415V	110-220V	7 KVA	48333
21	415V	110-220v	5 KVA, 3 PHASE	75013
22	415V	110-220v	6 KVA, 3 PHASE	93186
23	415V	110-220v	7KVA, 3 PHASE	106525
24	415V	110-220V	7.5 KVA, 3 PHASE	111160
25	415V	110-220v	7.5 KVA, 1 PHASE	49300
26	415V	110-220v	8 KVA, 1 PHASE	61190
27	415V	110-220v	10KVA, 3 PHASE	1,35,720
28	415V	110-220v	10KVA, 1 PHASE	68,923
29	415V	110-220v	15kva 3 PHASE	1,56,213
30	415V	110-220v	15kva 1 PHASE	80,910

TRINITY ENERGY SYSTEMS PVT. LTD Telephone No. +91 – 9228004452/53/5

Email: info@trinityenergy.co.in , sales@trinityenergy.co.in

31	415V	110-220V	20KVA, 1 PHASE	95,700
32	415V	110-220V	20KVA, 3 PHASE	1,73,033
33	415V	110-220V	25KVA, 3 PHASE	2,05,900
34	415V	110-220V	30KVA, 3 PHASE	2,23,493
35	415V	110-220V	40KVA, 3 PHASE	2,50,560
36	415V	110-220V	50,60 KVA, 3PHASE	3,14,167
37	415V	110-220V	63KVA, 3 PHASE	3,19,000
38	415V	110-220V	50VA, PT, PH-3	8,120
39	415V	110-220V	100VA, PT, PH-3	9,763
40	415V	110-220V	150VA, PT, PH-3	12,857
41	415V	110-220V	200VA, PT, PH-3	15,177
42	415V	110-220V	300VA, PT, PH-3	18,270
43	415V	110-220v	500VA, PT, PH-3	24,650
44	415V	110-220v	1KVA, PT, PH-3	29,000
45	415V	110-220v	1.5KVA, PT, PH-3	38,667
46	415V	110-220v	3KVA, 3 PHASE	59,257
47	415V	110-220v	2.5 KVA, 3 PHASE	54,520
48	415V	110-220v	2 KVA, 3 PHASE	49,590

5A 5P10 & P.S CLASS TAPE WOUND ,wef 15.01.2026

RATIO	BURDEN	ACURRACY	ID(Min.)	OD(Max)	H(Max)	PRICE	PRICE
(Amps)	(VA)	CLASS	(mm)	(mm)	(mm)	FOR	FOR
						5P10	P.S
100/5	5	5P10	30	125	100	2,697	4,572
100/5	10	5P10	30	125	100	4,157	4,998
150/5	5	5P10	30	125	80	2,697	4,572
150/5	10	5P10	30	125	80	4,157	4,988
200/5	10	5P10	30	125	100	3,654	4,379
250/5	15	5P10	45	145	80	3,509	4,205
300/5	15	5P10	45	145	80	3,064	3,596
400/5	15	5P10	55	160	80	3,064	3,596
600/5	15	5P10	65	160	80	2,823	3,393
800/5	15	5P10	105*40	160*125	80	2,823	3,393
1000/5	15	5P10	105*40	160*125	75	2,745	3,190
1200/5	15	5P10	105*40	160*125	75	2,745	3,296
1600/5	15	5P10	160*70	240*155	70	3,074	3,441
2000/5	15	5P10	160*70	240*155	70	2,997	3,596
2500/5	15	5P10	165*80	250*165	70	3,074	3,693
3000/5	15	5P10	165*80	250*165	70	3,403	4,079
4000/5	15	5P10	120*175	290*190	70	3,818	4,572
5000/5	15	5P10	120*175	290*190	70	4,485	5,384

TRINITY ENERGY SYSTEMS PVT. LTD Telephone No. +91 – 9228004452/53/5

Email: info@trinityenergy.co.in , sales@trinityenergy.co.in

6000/5A	15	5P10	200x100			5,239	6,274
---------	----	------	---------	--	--	-------	-------

5A 5P10 & P.S CLASS RESIN CAST ,wef 15.01.2026

RATIO (Amps)	BURDEN (VA)	ACURRACY CLASS	ID(Min.) (mm)	OD(Max) (mm)	H(Max) (mm)	PRICE FOR 5P10	PRICE FOR P.S
5/5 TO 100/5	10	5P10	WPL	140	160	5,114	6,129
100/5A	5	5P10	30	125	100	4,427	5,317
100/5A	10	5P10	30	125	110	4,621	5,549
150/5A	5	5P10	30	125	80	4,427	5,317
150/5A	10	5P10	30	125	100	4,621	5,549
200/5	10	5P10	30	125	100	4,321	5,181
250/5	15	5P10	45	145	80	3,934	4,737
300/5	15	5P10	45	145	80	3,538	4,273
400/5	15	5P10	55	160	80	3,538	4,268
600/5	15	5P10	65	160	80	3,345	4,012
800/5	15	5P10	105*40	160*125	80	3,345	4,012
1000/5	15	5P10	105*40	160*125	75	3,151	3,770
1200/5	15	5P10	105*40	160*125	75	3,258	3,886
1600/5	15	5P10	160*70	240*155	70	3,354	4,012
2000/5	15	5P10	160*70	240*155	70	3,538	4,268
2500/5	15	5P10	165*80	250*165	60	3,635	4,360
3000/5	15	5P10	165*80	250*165	60	4,041	4,853
3200/5	15	5P10	165*80	250*165	60	4,157	5,123
4000/5	15	5P10	175*120	260*200	60	4,534	5,442
5000/5	15	5P10	175*120	260*200	60	5,317	6,274
6000/5	15	5P10	200x100	280*200	60	6,090	7,318
6300/5	15	5P10	200x100	280*200	60	6,274	7,482

FOR ACCURACY CLASS-5P20:- ADD Price on 5P10*1.8

Price in PS CLASS For Standard VK Only , ADD. 200 Rs for Per +5va.

For ratios lower then 100/5A & better accuracy select ratio from table as per below

Required ratio	Select ratio	Turn through centre
75/5A	300/5A	4
60/5A	300/5A	5
50/5A	250/5A	5

Notes: 1.Other dimensions or specifications available on requirement.

2. For CTs low ratio and high accuracy or high burden, select wound primary type CT

TRINITY ENERGY SYSTEMS PVT. LTD Telephone No. +91 – 9228004452/53/5

Email: info@trinityenergy.co.in , sales@trinityenergy.co.in

1A METERING – RESIN CAST

RATIO (Amps)	BURDEN (VA)	ACURRACY CLASS	ID(Min.) (mm)	OD(Max) (mm)	H(Max) (mm)	PRICE CL-1.0
5/1 to 50/1	5	1	WPL	100	130	1,102
60/1 to 80/1	5	1	WPL	100	130	1,237
50/1	3	5	20	80	55	822
60/1	5	5	20	80	55	822
75/1	5	3	20	80	55	822
100/1	5	1	30	80	55	822
150/1	5	1	30	80	55	822
200/1	5	1	30	80	45	928
250/1	5	1	35	90	45	928
300/1	10	1	45	90	45	1,005
400/1	10	1	55	90	45	1,005
600/1	10	1	65	115	45	1,005
800/1	10	1	105*40	100*155	45	1,411
1000/1	15	1	105*40	100*155	45	1,411
1200/1	15	1	105*40	100*155	45	1,643
1600/1	15	1	160*70	125*220	45	1,856
2000/1	15	1	160*70	125*220	45	2,309
2500/1	15	1	165*80	140*220	45	2,745
3000/1	15	1	165*80	140*220	45	3,180
3200/1	15	1	165*80	140*220	45	2,987
4000/1	15	1	165*80	240*200	45	3,615
5000/1	15	1	175*120	240*200	40	4,060
6000/1	15	1	200*100	260*180	40	4,824
6300/1	15	1	200*100	260*180	40	5,085

Required ratio For CL-1.0	Turn through centre
50/5A	2
40/5A	3
30/5A	4
25/5A	4
20/5A	5

Note:- Add Extra for below accuracy,
CL-0.5, Rs.100/- each ratio
CL-0.5S, Rs.300/- each ratio
CL-0.2, Rs.400/- each ratio
CL-0.2S, Rs.500/- each ratio

TRINITY ENERGY SYSTEMS PVT. LTD Telephone No. +91 – 9228004452/53/5

Email: info@trinityenergy.co.in , sales@trinityenergy.co.in

1A METERING - TAPE WOUND

RATIO (Amps)	BURDEN (VA)	ACURRACY CLASS	ID(Min.) (mm)	OD(Max) (mm)	H(Max) (mm)	Price
50/1	5	5	30	70	45	1,083.00
60/1	5	5	30	70	45	1,083.00
75/1	5	3	30	70	45	1,083.00
100/1	5	1	30	70	45	1,083.00
150/1	5	1	30	70	35	1,083.00
200/1	5	1	35	75	35	1,439.00
250/1	5	1	45	85	30	1,439.00
300/1	5	1	45	85	30	1,439.00
400/1	5&10	1	55	95	30	1,439.00
600/1	5&10	1	65	105	30	1,534.00
800/1	10-15	1	105x40	145x85	30	2,039.00
1000/1	15	1	105x40	145x85	30	2,205.00
1200/1	15	1	105x40	145x85	30	2,205.00
1600/1	15	1	105x40	145x85	30	2,503.00
2000/1	15	1	155x50	200x100	30	3,288.00
2500/1	15	1	155x50	200x100	30	3,363.00
3000/1	15	1	165x80	205x125	30	3,905.00
4000/1	15	1	180x90	220x135	35	6,167.00
5000/1	15	1	180x90	220x135	35	6,747.00
6000/1	15	1	200x100	240x140	35	7,980.00
8000/1	15		220x110	260x150	35	8,952.00

Lowest Ratio From 50/5A TO 600/5A Add. Rs.50/- Per 5VA

Required ratio For CL-1.0	Turn through centre
50/5A	2
40/5A	3
30/5A	4
25/5A	4
20/5A	5

**Note:- Add Extra for below accuracy,
 CL-0.5, Rs.100/- each ratio
 CL-0.5S, Rs.300/- each ratio
 CL-0.2, Rs.400/- each ratio
 CL-0.2S, Rs.500/- each ratio**

TRINITY ENERGY SYSTEMS PVT. LTD Telephone No. +91 – 9228004452/53/5

Email: info@trinityenergy.co.in , sales@trinityenergy.co.in

CERTIFICATE



Certificate of Registration

TRINITY
Making Energy Matter

Trinity Energy Systems Private Limited

386, Savli G.I.D.C. Industrial Estate, Near Manjusar,
At & PO : Alindra, Taluka: Savli,
District : Vadodara - 391 775 Gujarat INDIA

This is to certify that the Quality Management System
of above organisation has been assessed and registered by
Euro Certifications against the scope of supply and provision of

ISO 9001:2015

Scope: Design, Manufacture, Supply, Installation and Repair of
Electronic Power / Energy Meters, Power Factor Controllers
and related Products in Switchgear and Electrical Industries

Certificate No. : EC / Q- 1019/C2

Initial Cert Date : 18 May 2017

Certificate Date : 18 May 2023

Valid Until : 17 May 2026

EAC Code : 19

Authorized Signatory



This registration is subject to the company maintaining a management system, to the above standard,
which will be monitored periodically by Euro Certifications.

This is an accredited certificate authorised for issued by Accreditation Services for Certifying Bodies LLC
in accordance with ISO 17021 : 2015 "Requirement for Bodies providing Audit and Certification of Management Systems".

This certificate is the property of Euro Certifications and must be returned on request.
This certificate is only valid when confirmed by data listed in the International Register of Quality
Assessed Organisations @ www.irqao.com.
The status of this certificate may be verified at info@eurocertifications.com

#301, Wings Villa - II, Opposite P.F. Office, Akota Stadium Road, Vadodara - 390 020 Gujarat INDIA
info@eurocertifications.com | +91 265 796 3567

CERTIFICATE OF COMPLIANCE



The Governing Board of
Progressive International Certifications Limited hereby grant to:

TRINITY ENERGY SYSTEMS PRIVATE LIMITED.

ADDRESS :- 386, SAVLI GIDC ESTATE, SAVLI - VADODARA HIGHWAY,
MANJUSAR, VADODARA, GUJARAT - 391775.

Is in compliance with
MEDICAL DIRECTIVE 2007/47/EC AND
PPE DIRECTIVE 89/686/EEC TEST STANDARD BS EN 14683:2019,
EU STANDARD DIRECTIVE 86/686/EEC, EN 166/2002

For the following products
IEC 62055-31, BASIC ENERGY METERS. IEC 62055-31,
INTELLIGENT METERS & SMART METERS. EN 12830,
DEMAND CONTROLLERS & DATA LOGGERS. IEC 61921,
POWER FACTOR CORRECTION RELAYS. EN / IEC 50178:1997
STATIC VAR GENERATORS. IEC 60721-3-3. ACTIVE HARMONIC FILTERS.

In accordance with
TCF No. CE/01

The present certificate exclusively refers to the product above identified, in accordance to TCF submitted in PICL. Any
Changes or modification implemented on the mentioned product will not be covered by this certificate.

Registration No.: PICL/CE/0525/2448

Certificate Issue Date: 09.05.2025

1st Surveillance: 05.2026

2nd Surveillance: 05.2027

Certificate Expire Date: 08.05.2028



Head of Certificate



This Certificate of Registration is granted subject to the Regulations approved by the Board.
PROGRESSIVE INTERNATIONAL CERTIFICATIONS LTD.

Registered Office: 3rd Floor Suite 207 Regent Street London W1B3HH

E-mail: info@picl.com, Website: www.picl.com

For current validity of this certificate. Please visit our website

USE OF ACCREDITATION MARK INDICATES ACCREDITATION IN RESPECT OF THE ACTIVITIES COVERED BY
ACCREDITATION INSTITUTE ASSESSMENT BODY (EUROPE) CERTIFICATION NUMBER 004

Registered Office & Works:

TRINITY ENERGY SYSTEMS (P) LTD.

UNIT 1:

📍 386, Savli GIDC Industrial Estate,
Nr. Manjusar, At & Po: Alindra, Tal. Savli,
Dist. Vadodara - 391 775, Gujarat, India.

☎ +91- 922 800 4452/53/54

✉ info@trinityenergy.co.in

🌐 www.trinityenergy.co.in

UNIT 2:

📍 366/A/12, GIDC Industrial Estate,
Makarpura, Vadodara-390010, Gujrat, India.

For Sales/Export Inquiries & Orders:

✉ sales@trinityenergy.co.in

